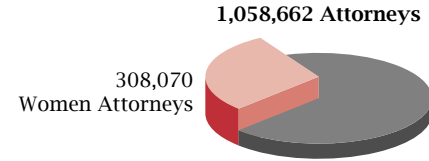


where do women practice law as compared to men? ¹

	Women	Men
Private Practice	58.2%	60.5%
Business	8.5%	10.9%
Government	12.9%	12.8%
Judicial Clerkships	13.2%	10.9%
Public Interest	4.0%	1.7%
Academics	1.4%	1.2%

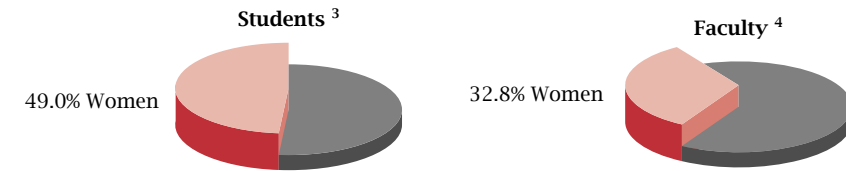
NON-PROFIT ORGANIZATION
US POSTAGE
PAID
AMERICAN BAR ASSOCIATION

women comprise 29.1% of all lawyers ²

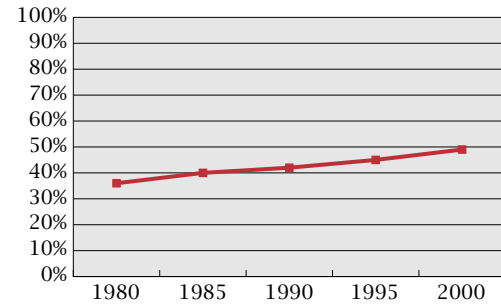


women's presence in the legal profession

Women's Presence in Law School



First Year Enrollment ⁵




AMERICAN BAR ASSOCIATION
COMMISSION
On
WOMEN
In The
PROFESSION

750 North Lake Shore Drive
Chicago, IL 60611

Make a Difference — for Yourself, for Women Lawyers, and for the Profession!



A Current Glance of Women in the Law



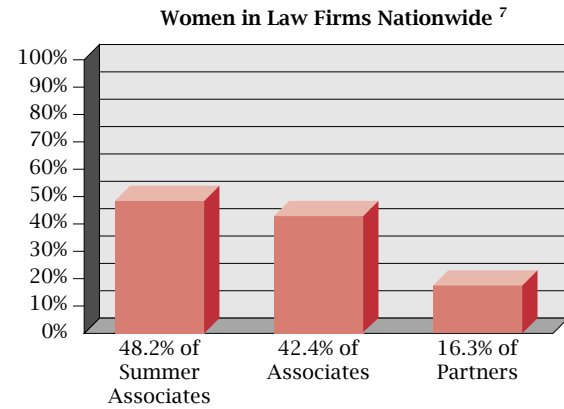
AMERICAN BAR ASSOCIATION
COMMISSION
On
WOMEN
In The
PROFESSION

women's presence in the legal profession

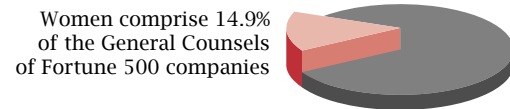
Faculty and Administration ⁶

32.8% of faculty		Administration	
Tenured Faculty	25.1%	Deans	16.1%
Full-Time Faculty	35.0%	Associate/Vice Deans	39.9%
Part-Time Faculty	30.4%	Assistant Dean/Directors	69.9%

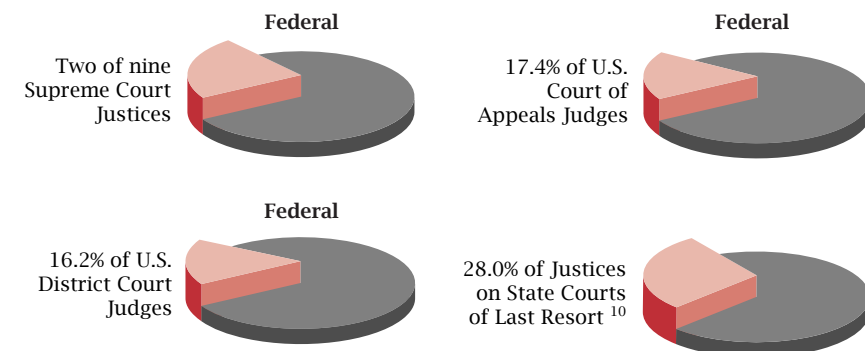
Women's Presence in Private Practice



Women's Presence in Corporate America ⁸

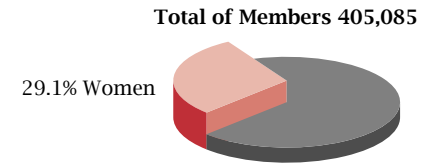


Women's Presence in the Judiciary ⁹



women's presence in the legal profession

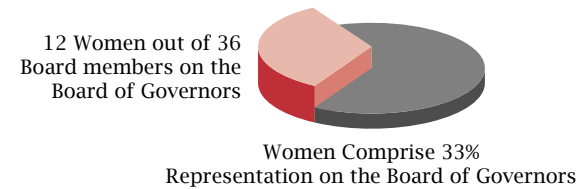
Women's Presence in the ABA ¹¹



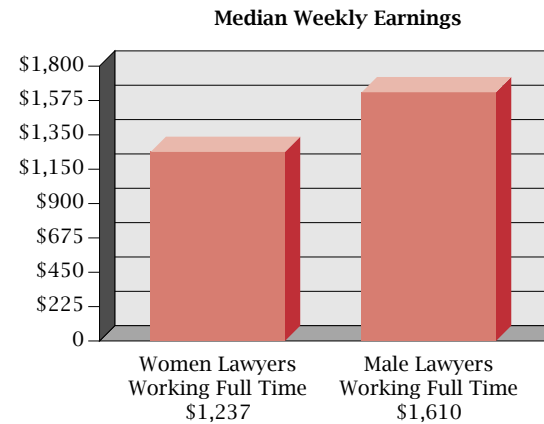
Two Women have been President of the ABA

Roberta Cooper Ramo (1995-96)
Martha W. Barnett (2000-01)

Board of Governors ¹²



Salary/Pay Equity Information ¹³



Women Lawyer's Median Weekly Salary is 76% of Men's

references

- ¹ *Employment Patterns - 20 Year Trends*. National Association of Law Placement, 2002. nalp.org/nalpresearch/0803res.htm.
- ² National Lawyer Population Survey Statistics 2003. American Bar Association Marketing Research Department.
- ³ Legal Education Statistics Fall Enrollment 2002. American Bar Association Section of Legal Education and Admissions to the Bar. <<http://www.abanet.org/legaled/statistics/stats.html>>
- ⁴ *Id*
- ⁵ *Id*
- ⁶ *Id*
- ⁷ *Women and Attorneys of Color at Law Firms-2002*. National Association for Law Placement, Research. <<http://www.nalp.org/nalpresearch/mw02sum.htm>>
- ⁸ Catalyst. *Catalyst Census Marks Gains in Numbers of Women Corporate Officers in America's Largest 500 Companies*, November 2002. <http://www.catalystwomen.org/press_room/press_releases/2002_cote.htm>
- ⁹ Federal Judicial Center, research historian as of September 1, 2003.
- ¹⁰ *Women Justices Serving on State Courts of Last Resort and Intermediate Appellate Courts, 2002*. National Center for State Courts, Knowledge & Information Services.
- ¹¹ American Bar Association Marketing and Membership (as of August 2003)
- ¹² American Bar Association Board of Governors 2003-2004
- ¹³ U.S. Department of Justice, Bureau of Labor Statistics