



[Privacy](#) [Contact Us](#) [Logout](#)

[Home](#) [New Survey](#) [My Surveys](#) [List Management](#) [My Account](#) [Help Center](#)

Monday, April 26, 2004

## Results Summary

Show All Pages and Questions

[Export...](#) [View](#)

### Filter Results

To analyze a subset of your data, you can create one or more filters.

[Edit Filter...](#)

**Total:** 400

**Visible:** 82

### Share Results

Your results can be shared with others, without giving access to your account.

[Configure...](#)

**Status:** Enabled

**Reports:** Summary and Detail

## 1. Demographic Profile

1. Which best describes your current status:

	Response Percent	Response Total
<b>Law Student</b>	100%	82
Law Professor	0%	0
Government Attorney	0%	0
Private Practitioner	0%	0
Other (please specify)	0%	0
<b>Total Respondents</b>		<b>82</b>
(filtered out)		316
(skipped this question)		2

2. How many years since you graduated law school?

	Response Percent	Response Total
<b>0 to 6 years</b>	100%	68
more than 6 years	0%	0
<b>Total Respondents</b>		<b>68</b>
(filtered out)		316
(skipped this question)		16

3. How long have you been a member of the Administrative Law Section?





**Response Percent** **Response Total**

less than 1 year		91.5%	75
2 to 4 years		8.5%	7
5 years or more		0%	0
		<b>Total Respondents</b>	<b>82</b>
		(filtered out)	314
		(skipped this question)	4

4. Are you now, or have you ever been:

	Yes	No	Response Average
an Admin Law Section Council Member?	0% (0)	100% (81)	2.00
an Admin Law committee chair?	0% (0)	100% (81)	2.00
a Council member for another ABA Section?	1% (1)	99% (77)	1.99
		<b>Total Respondents</b>	<b>81</b>
		(filtered out)	311
		(skipped this question)	8


5. Why did you join the Administrative Law Section?

		Response Percent	Response Total
networking opportunities		53.7%	44
updates on latest developments in the field		73.2%	60
career advice		58.5%	48
leadership opportunities		19.5%	16
<input type="button" value="View"/> Other (please specify)		13.4%	11
		<b>Total Respondents</b>	<b>82</b>
		(filtered out)	316
		(skipped this question)	2








2. Annual Administrative Law Conference

6. Which of these past Annual Administrative Law Conferences have you attended?

	Response Percent	Response Total
1999	0%	0
2000	0%	0
2001	0%	0
2002	0%	0

2003		0%	0
<b>None</b>		<b>100%</b>	<b>76</b>
		<b>Total Respondents</b>	<b>76</b>
		(filtered out)	291
		(skipped this question)	33

7. What is the NUMBER ONE reason you would NOT attend the Annual Administrative Law Conference in a given year?





		Response Percent	Response Total
I usually attend		0%	0
Schedule conflict or workload		26.6%	21
Registration fees too high		6.3%	5
<b>Travel expense</b>		<b>39.2%</b>	<b>31</b>
The programs are not appealing		1.3%	1
I was not aware of the meeting		10.1%	8
I am not a "conference-goer"		5.1%	4
<a href="#">View</a> Other (please specify)		11.4%	9
		<b>Total Respondents</b>	<b>79</b>
		(filtered out)	310
		(skipped this question)	11

8. Do you have any constructive comments about the Annual Administrative Law Conference?

<a href="#">View</a> Total Respondents	4
(filtered out)	57
(skipped this question)	339

### 3. Other Section Meetings

9. During a given year, which of these other Section meetings are you likely to attend?

		Response Percent	Response Total
Midyear Meeting in conjunction with ABA Midyear		10.5%	8
Spring Meeting		9.2%	7
Annual Meeting in conjunction with ABA Annual		23.7%	18
<b>None</b>		<b>67.1%</b>	<b>51</b>
		<b>Total Respondents</b>	<b>76</b>

(filtered out) 301  
 (skipped this question) 23

10. What is your primary reason for NOT attending the Midyear, Spring or Annual Meetings:

	Response Percent	Response Total
location/travel costs	42.3%	33
schedule conflict or workload	29.5%	23
programs did not appeal to me	0%	0
was not aware of the meeting	10.3%	8
I am not a "conference-goer"	5.1%	4
<a href="#">View</a> Other (please specify)	12.8%	10
<b>Total Respondents</b>		<b>78</b>
(filtered out)		301
(skipped this question)		21

#### 4. Section Council Meetings

11. Have you ever attended a Section Council Meeting?

	Response Percent	Response Total
Yes	1.3%	1
No, but I am aware that I am invited to attend.	29.1%	23
<b>No, and I was not aware that I was invited to attend.</b>	<b>69.6%</b>	<b>55</b>
<b>Total Respondents</b>		<b>79</b>
(filtered out)		312
(skipped this question)		9

#### 5. Administrative and Regulatory Law News

12. Have you ever read or referenced the Administrative and Regulatory Law News?

	Response Percent	Response Total
Yes	48.7%	38
No	51.3%	40
<b>Total Respondents</b>		<b>78</b>
(filtered out)		304
(skipped this question)		18

13. If not, why not?

	Response Percent	Response Total
<b>I am not familiar with this publication.</b>	82.9%	34
The information is not useful or relevant.	0%	0
<a href="#">View</a> Other (please specify)	17.1%	7
<b>Total Respondents</b>		<b>41</b>
(filtered out)		46
(skipped this question)		313

14. If yes, overall, how would you rate the usefulness of the Administrative and Regulatory Law News?

	Response Percent	Response Total
Excellent	3.3%	2
Good	45%	27
Fair	3.3%	2
Poor	0%	0
<b>I am not familiar enough to rate the publication.</b>	48.3%	29
Other (please specify)	0%	0
<b>Total Respondents</b>		<b>60</b>
(filtered out)		281
(skipped this question)		59

15. What, if anything, can we do to improve the Administrative and Regulatory Law News?

<a href="#">View</a> <b>Total Respondents</b>	<b>5</b>
(filtered out)	43
(skipped this question)	352

16. When finished reading the latest issue what action are you most likely to take?

	Response Percent	Response Total
route it on to others	12.5%	8
<b>file it for future reference</b>	<b>60.9%</b>	<b>39</b>
discard it	21.9%	14
<a href="#">View</a> Other (please specify)	4.7%	3
<b>Total Respondents</b>		<b>64</b>

(filtered out) 284  
 (skipped this question) 52

17. Have you ever accessed the Administrative and Regulatory Law News online?

	Response Percent	Response Total
Yes	12.8%	10
No, but I am aware that it is available online to me as a Section member.	23.1%	18
<b>No, I was not aware that it is online for Section members.</b>	<b>64.1%</b>	<b>50</b>
<b>Total Respondents</b>		<b>78</b>
(filtered out)		304
(skipped this question)		18

18. Are you interested in contributing an article to the Administrative and Regulatory Law News?

	Response Percent	Response Total
Yes, and I understand the process for contributing.	1.3%	1
Yes, but I don't know the process for contributing.	19.2%	15
<b>No, I am not interested at this time.</b>	<b>79.5%</b>	<b>62</b>
<b>Total Respondents</b>		<b>78</b>
(filtered out)		298
(skipped this question)		24

**6. Annual Developments in Administrative Law Book**

19. Have you received your complimentary copy of the 2002-2003 Developments in Administrative Law Book?

	Response Percent	Response Total
Yes	3%	2
No - I am familiar with this book but have not received mine yet.	13.4%	9
<b>No - I have never heard of this book.</b>	<b>83.6%</b>	<b>56</b>
<b>Total Respondents</b>		<b>67</b>
(filtered out)		299
(skipped this question)		34

20. When finished reading the Developments Book which action are you most likely to take?

	Response Percent	Response Total
route it on to others	1.7%	1
file it for future reference	30.5%	18
discard it	3.4%	2
I am a student and receive it online	25.4%	15
<b>N/A</b>	<b>37.3%</b>	<b>22</b>
<a href="#">View</a> Other (please specify)	1.7%	1
<b>Total Respondents</b>		<b>59</b>
(filtered out)		294
(skipped this question)		47

21. Which phrase would you use to best describe this book?

	Response Percent	Response Total
Extremely useful and valuable	3%	2
A good reference tool	24.2%	16
Not useful or relevant to my practice	4.5%	3
<a href="#">View</a> Other (please specify)	<b>68.2%</b>	<b>45</b>
<b>Total Respondents</b>		<b>66</b>
(filtered out)		298
(skipped this question)		36


22. How would you rate the usefulness of this book?

	Response Percent	Response Total
Extremely useful	6%	4
Somewhat useful	20.9%	14
Not at all useful	6%	4
<a href="#">View</a> Other (please specify)	<b>67.2%</b>	<b>45</b>
<b>Total Respondents</b>		<b>67</b>
(filtered out)		299
(skipped this question)		34

23. Do you ever refer back to a previous edition of the Developments book?

	Response Percent	Response Total
Yes	6.7%	3
<b>No</b>	<b>91.1%</b>	<b>41</b>

[View](#)

If yes, for what reason? 





4.4% 2

**Total Respondents 45**

(filtered out) 276

(skipped this question) 79

24. Have you ever accessed the Developments Book online?





	Response Percent	Response Total
Yes 	6%	4
No, but I am aware that I have online access to it as a Section member. 	13.4%	9
<b>No, I was not aware that it was online for Section members.</b> 	<b>77.6%</b>	<b>52</b>
<a href="#">View</a> Other (please specify) 	3%	2
<b>Total Respondents</b>		<b>67</b>
(filtered out)		297
(skipped this question)		36

25. How would you most prefer to receive future editions of the Developments Book?

	Response Percent	Response Total
Online 	32.8%	22
CD Rom 	17.9%	12
<b>Book</b> 	<b>47.8%</b>	<b>32</b>
<a href="#">View</a> Other (please specify) 	1.5%	1
<b>Total Respondents</b>		<b>67</b>
(filtered out)		297
(skipped this question)		36

7. Administrative Law Review

26. How satisfied are you with the Administrative Law Review?

	Response Percent	Response Total
Very satisfied 	29.5%	18
<b>Somewhat satisfied</b> 	<b>34.4%</b>	<b>21</b>
Not satisfied 	3.3%	2
<a href="#">View</a> Other (please specify) 	32.8%	20
<b>Total Respondents</b>		<b>61</b>
(filtered out)		294

(skipped this question) 45

27. When finished reading the latest issue which action are you most likely to take?

	Response Percent	Response Total
route it on to others	4.9%	3
<b>file it for future reference</b>	<b>36.1%</b>	<b>22</b>
discard it	11.5%	7
<b>I am a law student and receive it online</b>	<b>36.1%</b>	<b>22</b>
<a href="#">View</a> Other (please specify)	11.5%	7
<b>Total Respondents</b>		<b>61</b>
(filtered out)		294
(skipped this question)		45

**8. Member Communications**

28. How interested would you be in receiving a periodic electronic newsletter (sent via email) that contains information about Section activities, events, and opportunities?

	Response Percent	Response Total
Extremely interested	29.5%	18
<b>Somewhat interested</b>	<b>55.7%</b>	<b>34</b>
Not at all interested	14.8%	9
<a href="#">View</a> Comments?	8.2%	5
<b>Total Respondents</b>		<b>61</b>
(filtered out)		294
(skipped this question)		45

29. How do you most prefer to receive announcements regarding Section programs?

	Response Percent	Response Total
<b>I prefer email notices with a link to the website</b>	<b>50.8%</b>	<b>31</b>
I prefer a printed brochure or letter	49.2%	30
I prefer not to receive this information	1.6%	1
<a href="#">View</a> Comments?	4.9%	3
<b>Total Respondents</b>		<b>61</b>
(filtered out)		293
(skipped this question)		46

### 9. Committees and Participation

30. How many Section committees are you a member of?

	Response Percent	Response Total
One	1.7%	1
More than one	21.7%	13
<b>None</b>	<b>55%</b>	<b>33</b>
I am not sure	21.7%	13
<b>Total Respondents</b>		<b>60</b>
(filtered out)		289
(skipped this question)		51

31. Do you know the process for signing up for a committee?

	Response Percent	Response Total
Yes	30%	18
<b>No</b>	<b>71.7%</b>	<b>43</b>
Comments?	1.7%	1
<b>Total Respondents</b>		<b>60</b>
(filtered out)		288
(skipped this question)		52

32. How satisfied are you with your Section committee experience so far?

	Response Percent	Response Total
<b>N/A - I am not on a committee</b>	<b>70%</b>	<b>42</b>
Very satisfied	8.3%	5
Somewhat satisfied	21.7%	13
Not at all satisfied	0%	0
<b>Total Respondents</b>		<b>60</b>
(filtered out)		289
(skipped this question)		51

33. What, if anything, can we do to improve your experience on a Section committee?

<a href="#">View</a> Total Respondents	4
(filtered out)	32
(skipped this question)	364

34. Which committees would you like to become more active in?

	Response Percent	Response Total
I don't know, please send me the list	56.6%	30
None	43.4%	23
I am interested in the following committees:	0%	0
<b>Total Respondents</b>		<b>53</b>
(filtered out)		262
(skipped this question)		85

35. What is your primary reason for joining a committee?

	Response Percent	Response Total
To receive information in this subject area	81.4%	35
To be a leader or very active on the committee	25.6%	11
<a href="#">View</a> Other, please specify:	2.3%	1
<b>Total Respondents</b>		<b>43</b>
(filtered out)		223
(skipped this question)		134

**10. Section Website**

36. How interested would you be in the following online tools:




	Very interested	Somewhat interested	Not at all interested	Response Average		
Blackletter Statement of Administrative Law	54% (32)	22% (13)	20% (12)	0% (0)	3% (2)	1.76
Index to Administrative and Regulatory Law News	32% (19)	25% (15)	32% (19)	5% (3)	5% (3)	2.25
Index to Annual Developments Book series	22% (13)	24% (14)	37% (22)	10% (6)	7% (4)	2.56
Members Only Job Bank	39% (23)	24% (14)	31% (18)	5% (3)	2% (1)	2.07
Materials from Section CLE programs (indexed)	27% (16)	34% (20)	27% (16)	5% (3)	7% (4)	2.31
<b>Total Respondents</b>						<b>59</b>
(filtered out)						286
(skipped this question)						55

37. Are there other online tools we should consider developing?




<a href="#">View</a>	<b>Total Respondents</b>	<b>1</b>
	(filtered out)	22
	(skipped this question)	377

**11. Remote CLE**





38. How likely are you to participate in a program via teleconference?

	Response Percent	Response Total
Very likely 	8.6%	5
<b>Somewhat likely</b> 	<b>48.3%</b>	<b>28</b>
Not at all likely 	43.1%	25
<b>Total Respondents</b>		<b>58</b>
	(filtered out)	283
	(skipped this question)	59

39. Would you be interested in teleconferences featuring high-level government officials?

	Response Percent	Response Total
Yes 	32.1%	18
<b>Possibly</b> 	<b>46.4%</b>	<b>26</b>
No 	19.6%	11
<a href="#">View</a> Comments? 	1.8%	1
<b>Total Respondents</b>		<b>56</b>
	(filtered out)	281
	(skipped this question)	63

40. How likely are you to participate in online CLE programs on administrative law topics?

	Response Percent	Response Total
Very likely 	10.3%	6
<b>Somewhat likely</b> 	<b>56.9%</b>	<b>33</b>
Not at all likely 	31%	18
<a href="#">View</a> Comments? 	1.7%	1
<b>Total Respondents</b>		<b>58</b>
	(filtered out)	283
	(skipped this question)	59

## 12. Final Thoughts

41. What can the Administrative Law Section do to improve member services?

<a href="#">View</a>	<b>Total Respondents</b>	<b>9</b>
	(filtered out)	58
	(skipped this question)	333

[Privacy Statement](#) | [Contact Us](#) | [Logout](#)

Copyright ©1999-2004 SurveyMonkey.com LLC. All Rights Reserved.  
No portion of this site may be copied without the express written consent of SurveyMonkey.com LLC.